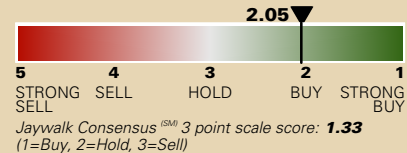


ABOUT THE JAYWALK CONSENSUS (SM)

The Jaywalk Consensus (SM) metrics service provides an average of all of the independent research providers' ratings on the given security. By averaging these ratings, investors are given insight into the independent research community's perspective on individual securities. The research providers who participate in the Jaywalk Consensus (SM) are professional firms that attest to having no investment banking or other potential conflicts that might impact the integrity of their research.

CURRENT JAYWALK CONSENSUS (SM) on 12/08/11



LLY STOCK PRICE HISTORY



KEY STATISTICS

as of 12/06/2011

Industry	Drug Manufacturers - Major
Sector	Healthcare
Close Price	\$38.86
52-Week Price Range	\$33.46 - \$39.78
Volume	16,567,486
Average Daily Volume	8,401,328
Market Capitalization	\$44.99 Billion
Enterprise Value	\$45.95 Billion
P/E (Trailing)	9.41
Dividend as of 11/10/2011	\$1.96
Dividend Yield	5.0%
5-year Historical EPS Growth Rate	0.9%
Liquidity Ratio	\$1
Shares Outstanding	1.2 Billion
Employees	38,350

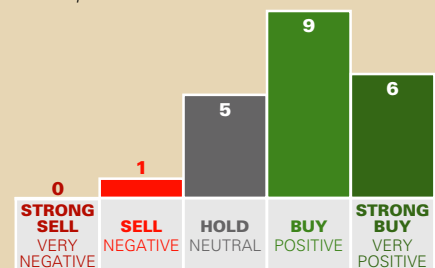
BREAKDOWN OF INDEPENDENT RATINGS

Below is the breakdown of analyst ratings in the Jaywalk Consensus (SM). For example, if there is a Jaywalk Consensus (SM) of 2.5 with 10 IRPs covering the stock, and there are 5 buys and 5 holds, this shows a solid overall consensus with no negative ratings. Additionally, if this stock had a consensus of 3.0 last month and a consensus of 4.0 two months ago, then the consensus on that stock shows a trend of consistent improvement.

	12/08/11	11/30/11	10/31/11	9/30/11	8/31/11
Very Positive or Strong Buy (Rating=1)	6	6	6	5	5
Positive or Buy (Rating=2)	9	9	10	10	11
Neutral or Hold (Rating=3)	5	5	3	5	5
Negative or Sell (Rating=4)	1	1	2	1	1
Very Negative or Strong Sell (Rating=5)	0	0	0	0	0
Total Independent Research Providers	21	21	21	21	22
Jaywalk Consensus (SM)	2.05	2.05	2.05	2.10	2.09

INDEPENDENT RESEARCH PROVIDER RATING DISTRIBUTION

21 Independent Research Providers



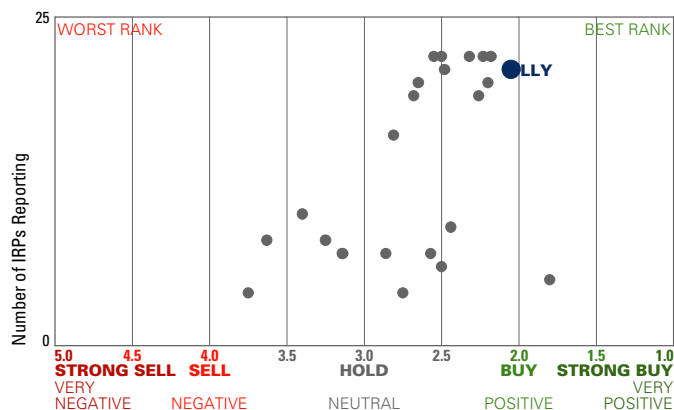
INDUSTRY, SECTOR AND OVERALL JAYWALK UNIVERSE RANKING

Industry, Sector and Overall Jaywalk Universe ranking charts on the right are shown on a 0.0% to 100.0% scale. A stock with a **percent rank in industry** of 25%, for example, indicates approximately 75% of the stocks in that industry have a better Jaywalk Consensus (SM) than the given stock. Likewise, a **percent rank in sector** of 50% indicates that the stock is ranked the midpoint of all stocks within the sector. Rollover dots in the chart to view company and consensus information.

INDUSTRY CONSENSUS DISTRIBUTION

This chart shows LLY's Consensus rank in industry relative to the Consensus of the 23 companies in its industry. LLY is shown against its peers to assist investors in identifying where the Jaywalk Consensus (SM) and coverage of the stock is in respect to other industry participants.

Note: Dots displayed indicate there are at least 4 IRPs providing coverage.



PEER COMPARISON

RANK IN INDUSTRY 95.8%

Drug Manufacturers - Major
LLY Coverage: 21 IRPs, Industry Avg.: 9 IRPs
0% 100%
LLY's consensus score is higher than 95.8% of the Industry.

RANK IN SECTOR 99.6%

Healthcare
LLY Coverage: 21 IRPs, Sector Avg.: 11 IRPs
0% 100%
LLY's consensus score is higher than 99.6% of the Sector.

RANK IN JAYWALK UNIVERSE 99.0%

LLY Coverage: 21 IRPs, Universe Avg.: 11 IRPs
0% 100%
LLY's consensus score is higher than 99.0% of the Jaywalk Universe.

Important Information The information contained herein is for informational purposes only and is not intended to provide tax, legal or investment advice. This information is compiled directly from (1) the research providers' recommendations on the equity securities displayed and (2) Morningstar, Inc., a third-party financial data vendor and is based on information sources believed to be accurate and reliable. Such information, however, is presented without warranty of any kind. Past performance should not be taken as an indication of future performance, and no representation of any kind is made as to future performance. Jaywalk and Morningstar, Inc. are not soliciting any action based upon such information, or endorsing any recommendation or opinion expressed by the Jaywalk Consensus (SM) and the research providers. Accordingly, neither Jaywalk and any of its affiliates, nor Morningstar, Inc., guarantee the timeliness, accuracy, completeness, sequence, or adequacy of the information. You agree that any and all use you make of the information is solely at your own risk and without recourse to Jaywalk, any of its affiliates, Morningstar, Inc., or any independent research provider.